






# MOVING UP TO YEAR 2

PARENT INFORMATION MEETING



# OVERVIEW

- Format of the meeting
  - Outline of the day in Year 2
  - Curriculum and subjects
  - Homework
  - Trips and Visits
  - Communication
  - Music lessons and Performance Opportunities
  - Transition and Preparation
  - Q & A
- 
- 
- 

# OUTLINE OF THE DAY

- Children may arrive from 8am onwards.
- All children go to class from 8.20 – 8.45am
- Registration is at 8.45am. Lessons start straightaway.
- Assemblies
- 10.30 – 10.50am Break time. Children may bring a nut free snack to eat.
- 12noon – Lunch in the dining room. 12.40pm – Break time
- 1.30 – 3.30 Afternoon lessons



# CURRICULUM AND SUBJECTS

- Children are taught mainly by their class teacher apart from Music, Spanish, Games, P.E. and Swimming
- Individual music lessons are available from January – contact Miss Carr via the office to register interest.
- LAMDA lessons are available – contact Ms Moon via the office.

# HOMEWORK

- Reading every night
- Spelling homework every week
- Maths homework every week
- Preparation for Polar presentation, Spring term

# TRIPS, VISITS, EVENTS AND PERFORMANCE

- All of these develop social skills
- This year – Visit from AmeyZoo, Trip to Theatre, Trip to Roald Dahl Museum in Aylesbury and Shortenills Environmental Education Centre
- Performance – Taking part in Harvest Festival, Christmas Concert, Spring Concert, Musical Moments, LAMDA Concert



# COMMUNICATION

- There is a Junior School Handbook – available on the website
- Pick up/Drop off
- Reading Record book
- Calendar – on line. From September Parent Portal
- Letters -email/ clarion call
- Parents' evenings – October and second half of Spring term
- Reports – short one at Christmas, report at half-term in February and end of year

# TRANSITION

- Children will visit their new classrooms
- Induction Day
- Work session
- Year 1 teachers meet with Year 2 teachers for detailed handover of information.



# OVER THE HOLIDAYS

- To prepare for Year 2, you can.....
- Have fun with your child in the holidays
- Read to your child
- Read with your child – check comprehension as well as accuracy
- Raise levels of independence